

difference

BLÅ STATION

BLÅ STATION

Blå Station AB.
Headoffice:
Sandvaktaregatan 17,
Box 100, S-296 22 Åhus, Sweden
Tel: +46 (0)44 24 90 70
Fax: +46 (0)44 24 12 14

Showroom:
Stora Nygatan 22,
S-111 27 Stockholm
Tel: +46 (0)8 24 90 70
Fax: +46 (0)8 24 12 14

info@blastation.se
www.blastation.se

BLÅ STATION

You'll find Blå Station in the little seaside town of Åhus on the Swedish south-east coast, where the sea is forever restless. Just like us. Maybe the fact that we've chosen Åhus as our home is of no importance. Maybe it's the most important thing of all. Because for Blå Station, Åhus is the difference between existing and not existing. Let us explain...

Blå Station was set up in 1986 by a designer eager to return to his roots after many years of success out in the big wide world. That designer was Börge Lindau, one half of the design team Lindau & Lindekrantz - and our father.

The letters B-L-Å in Blå Station stand for B as in Börge, L as in Lindau and Å as in Åhus. The Station bit came because we needed a place to station ourselves. And, as you can now understand, if Blå Station hadn't been stationed in Åhus, it wouldn't be Blå Station.

Did you know that a blade of lyme grass growing on the sand dunes forms a perfect circle when it is playing in the wind? Börge knew it. He saw it and used it as inspiration for a series of furniture based on a round ring of compression moulded, layer-glued birch that first saw the light of day some time towards the end of 1985. In those days he was a freelancing designer in search of a more profound source of motivation to inspire him to make yet another chair. After all, there were already so many chairs in the world - and good one's too. The answer to his quest was a platform of his own, his own production, his own Station in life. We joined him right from the start.

Life is all about the choices you make - about the difference between what you do and what you choose to leave undone. We have chosen to manufacture the kind of furniture we ourselves like. The kind of furniture we feel deserves a place in the market.

Motivated by the pleasure of what we do and driven by our own restless curiosity, we continue to develop new products. And, for us, being new means demonstrating an new attitude to form, function, materials or processes. We endeavour to utilise the unique properties of every material.

For many years our language of design has been intimately associated with circles, birch and stainless steel - Börge's chosen idiom. Today the expressions, materials and shapes have evolved from close cooperation with new young designers, new industries. New hands holding new pens, drawing new shapes on new sheets of paper. But the philosophy behind it all remains the same. We believe that to meet the demands and desires of today you need an innovative frame of mind, a child's curiosity - and a heart that refuses to take the easy way out.

As Börge himself said, "An idea is never better than its result."

To Be and To Do. ToBeDo!

That's the difference.

Mimi & Johan





In the beginning the basic idea was a single, simple design concept: Rings of birch veneer would provide the basis for a rich and varied collection of stools, chairs and tables. As a furniture producer, the designer Börge Lindau suddenly found he had the freedom to choose for himself, and almost immediately he established the most stringent of criteria for what became the OBLADO range. Light Finnish birch, stainless steel and vegetable-tanned leather provided the cornerstones of the collection. Colours were light as nature intended or black. As Blå Station has grown, new colours and materials, ideas, designs and designers have been added. This catalogue contains pictures of our range of furniture. While the product shots show various standard finishes, photos of our numerous contract projects may show certain customised finishes. We will be happy to offer non-standard finishes for your furnishing projects, too.



A created object is the result of a long process. Blå Station is driven by desire to put into production furniture that we like and which - to our minds - deserves a place in the market. Curiosity is our fuel as we keep searching, not for the already known and established, but for the unexpected, yet-to-be-discovered. In close cooperation with our designers we look for new and innovative solutions, in order to meet the demands and desires of today. Sometimes that compels us to decipher new codes. To dissect the entire production process from standing tree to sitting surface, from iron ore to metal frame.

Quality has to be part of the equation at the very birth of each idea. Quality in the intention, the form, the function, the means and the materials. Quality can never be an afterthought.

Think of Blå Station's designers as members of an orchestra. Each adds his or her own special tone and timbre to the programme. But there's little doubt who calls the tune.



Birge Lindau
1932-1999

Birge Lindau was one of Swedens foremost designers, first in the Lindau & Lindelkrantz partnership, later as a celebrated soloist with his own inimitable repertoire of contemporary classics. Birge designed chairs like no one else. Ingenious chairs. Innovative chairs. Ergonomical chairs. Even comical chairs. Chairs in birch. Chairs in steel. Chairs in leather. And every single one of them always of the very highest quality. Birge no longer leads the orchestra. He is sitting comfortably on a cloud somewhere with his straw hat pulled down over his forehead and a glass of wine in his hand. Smiling with satisfaction as he sees how Mimi and Johan have continued his heritage. Reflecting quietly on how their current Blå Station ensemble validates the maxim that strength resides in diversity.



Johan Lindau
born 1963

Together with his sister, Mimi Lindau (not a furniture designer herself, but the tireless impresario who gets the show on the road), Johan Lindau is responsible for developing the style and direction of Blå Station. Johan is the conductor, leading his band of designers with a sure sense of rhythm and a keen eye for talent and socking it to them all from time to time with a trumpet solo of his own. His chairs BARGUTANG and GUTJANG from 1994 have already established their status as contemporary classics. So how come he's not added to his repertoire since? Johan says he has found his vocation in wielding the baton that ensures Blå Station always strikes the right note. At Blå Station designers have the opportunity to turn their ideas into reality.



Fredrik Mattson.
born 1973

Fredrik Mattson is the Chick Corea of chair design. A piano soloist who demonstrated his virtuosity with Innovation C. But he is also an attentive and responsive accompanist, as he so ably demonstrates when designing furniture together with Stefan Borselius. See for yourself if sitting comfortably on a cloud somewhere with his straw hat pulled down over his forehead and a glass of wine in his hand. Smiling with satisfaction as he sees how Mimi and Johan have continued his heritage. Reflecting quietly on how their current Blå Station ensemble validates the maxim that strength resides in diversity.



Stefan Borselius
born 1974

Stefan is the band's double-bass player, always providing the perfect beat for Blå Station's jazzier rhythms. Stefan definitely belongs to the cool school. He chooses his words as carefully as he chooses the expressions in his designs. He is a listener and a thinker, carefully weighing the pros and cons before dazzling everyone with a virtuosic solo or a duet in perfect harmony with his partner, Fredrik Mattson. That's how his like STING, SNOOZE and LEVEL came to be. Stefan's solo number for 2005 is called PEEKABOO, a wing armchair which turns into a sanctuary for seclusion whenever you pull down the hood. More than just a chair, PEEKABOO is your own individual refuge, a place for reflection and rest for both body and soul.



Christine Schwarzer.
born 1970

Christine is Blå Station's flute-player. She lives in Denmark, where enjoying life is what counts, and where they postpone the revolution if the weather's wet. When she designed POLSTER-GEIST sofa in 2000, she extended her register to include the entire flute family in variations on a theme that leave plenty of room for improvisation. In its simplest form, without a back, POLSTERGEIST is more like a bench, the bass flute, if you like, that provides the base for later elaborations. Add a backrest and you move up the scale to the tone of the soprano flute. And when equipped with two backrests the air begins to quiver with the sensuality of the alto flute, or the cheery warble of the piccolo if the backs are adjusted léte-à-léte to create a contemporary love-seat.



Peter Brandt
born 1959

Peter is the band's trombonist whose own composition is an evergreen from 1994. It may be a BIMBO by name, but this smart, stackable stool is anything but a bimbo by nature. Peter sketched his idea with watercolour crayons on the back of a letter to Blå Station. It fired the imagination of Birge, Johan and Mimi at once. They simply couldn't wait to put it into production. The more stools you stack one on top of the other, the more eye-catching their sculptural form becomes. Peter is a self-critical ascetic, a designer who claims he's succeeded in suppressing the more effusive and exuberant streak in his personality. He was the first external designer to work with Blå Station



Tomoyuki Matsuyaka
born 1970

Tomoyuki hails from Japan and is the band's rhythm guitarist. The fluid lines and bright colours of his SMALL ISLAND concept resonate like a string of musical pearls when placed together to make seats and tables. He's an astute designer, Tomoyuki, educated both in Japan and in Copenhagen. BIG ISLAND and SMALL ISLAND are his interpretation of a meeting between two cultures.



Annette Petersson
born 1969

When they're jamming together Annette and Lotta call themselves "Vardag". The name means Weekdays in Swedish, but there's nothing weekly about their designs. These two have really got what it takes to swing. SÖNDAG bench, perfectly attuned to the keynote tones of blonde Nordic woods, was their graduation project in 1996. Little did they know then that, simply by linking together five SÖNDAG benches, they would one day have room for the entire Blå Station orchestra.



Lotta Josefsson
born 1969

Design: Peter Brandt
1994

BIMBO



O6O BIMBO

Stool of natural or stained compression moulded layered birch. Stackable.

| | |
|-------------|---------|
| Seat height | 440 |
| Seat | 388x220 |
| Width | 426 |
| Depth | 310 |
| Weight kg | 2,3 |



O62 SÖNDAG

Bench of natural or stained compression moulded layer-glued birch. Stay of lacquered steel. Stay in chromed steel possible for projects. Upholstered seat in leather or fabric on request.

| | |
|----------------|------|
| Seat height | 450 |
| Overall height | 485 |
| Length | 1100 |
| Width | 370 |
| Weight kg | 10,5 |



Design: Børge Lindo
1987

BEPLUS



B+ BEPLUS

Folding chair. Frame in lacquered steel. Back & seat rim in layer-glued birch. Seat centre in birch veneer. Accessories: wall hook, trolley and linking device.

| | |
|----------------|------------|
| Seat height | 450 |
| Overall height | 710 |
| Width | 480 |
| Depth | 420 |
| Seat Ø | 380 |
| Folded | 480x815x30 |
| Weight kg | 3,8 |



BIS SPARTA

Folding chair with reversible seat. Frame in lacquered or galvanized steel. Back & seat rim in layered/birch. Back & seat insert in natural or stained birch veneer.

Accessories: wall hook, trolley and linking device.

| | |
|----------------|------------|
| Seat height | 400 |
| Overall height | 700 |
| Width | 480 |
| Depth | 490 |
| Seat width | 380 |
| Folded | 480x910x27 |
| Weight kg | 4,1 |

SPARTA



Design: Johan Lindqvist
1994

GUTANG



O24 GUTANG, O25 BARGUTANG

Chair, barchair and barstool. Frame of solid birch or oak. Seat & back in stained birch.

| | | | |
|----------------|-----|------|-----|
| | O24 | O24 | O25 |
| Seat height | 460 | 820 | 820 |
| Overall height | 860 | 1220 | 820 |
| Width | 330 | 330 | 325 |
| Depth | 425 | 425 | 295 |
| Table height | | | |
| Weight kg | 5,8 | 7,9 | 5,7 |



O28 CONDECO
Chair with frame of solid oiled oak. Padded seat & back in leather or fabric. Available in other types of wood & finishes for projects/contract sales.

| | |
|----------------|------|
| Seat height | 46.5 |
| Overall height | 820 |
| Width | 360 |
| Depth | 48.5 |
| Weight kg | 8.0 |



Design: Börje Lindqvist
1986

B2, B4, POP



B2
legs in stainless, black or silver lacquered steel. Seat rim in layer-glued birch. Seat centre in birch veneer or leather. Stackable in seat height 470mm.

| | | | |
|-------------|-----|-----|-----|
| Seat height | 470 | 650 | 820 |
| Width | 380 | 380 | 380 |
| Seat Ø | 380 | 380 | 380 |
| Weight kg | 4.0 | 6.3 | 7.1 |

B4
legs in stainless, black or silver lacquered steel. Back & seat rim in layer-glued birch. Seat centre in birch veneer or leather. Stackable in seat height 470mm.

| | | | |
|----------------|-----|-----|-----|
| Seat height | 470 | 650 | 820 |
| Overall height | 720 | 820 | 990 |
| Width | 425 | 425 | 425 |
| Depth | 430 | 430 | 430 |
| Seat Ø | 380 | 380 | 380 |
| Weight kg | 4.8 | 7.1 | 7.9 |

B7 POP
legs in stainless, black or silver lacquered steel. Seat rim in layer-glued birch. Seat centre in birch veneer or leather. Back in lacquered steel or leather.

| | | | |
|----------------|-----|------|------|
| Seat height | 470 | 650 | 820 |
| Overall height | 830 | 1010 | 1180 |
| Width | 380 | 380 | 380 |
| Depth | 440 | 440 | 440 |
| Seat Ø | 380 | 380 | 380 |
| Weight kg | 5.0 | 7.0 | 8.1 |



Design: Birge Lindau
1988

OUTSIDERS



07 JULI 19 SEPTEMBER

Chair & table suitable for either exterior or interior use.
Frame in galvanized steel. Back, seat & table top in
lacquered steel.

| | | |
|----------------|-----|-----|
| | 07 | 19 |
| Seat height | 470 | |
| Overall height | 840 | |
| Width | 400 | |
| Depth | 465 | |
| Seat Ø | 400 | |
| Table height | | 720 |
| Table top Ø | | 680 |
| Weight kg | 5.1 | |



MIM 12
Barstool with frame in chromed steel. Seat rim in
layer-glued birch. Upholstered seat in leather or
fabric.

| | |
|----------------|---------|
| Seat height | 820 |
| Overall height | 820 |
| Width | 380/460 |
| Depth | 380/460 |
| Seat ID | 390 |
| Weight kg | 6.0 |



MIM 33

Frame in chromed steel. Seat rim & backrest in layer-glued birch. Upholstered seat/back in leather or fabric. Linkable tables height 750, diameter 360 in chromed steel & birch veneer.

| | |
|----------------|------------|
| Seat height | M33 450 |
| Overall height | 710 |
| Width | 630 |
| Depth | 570 |
| Seat ID | 480 |
| Weight kg | 6.5 |

Design: Birge Lindor
1992

COMMON ONE



B40 COMMON ONE

legs & seat rim of layered-glued birch. Back & seat in natural or stained birch veneer. Built in linking device of lacquered steel. Stackable and linkable. Accessories: trolley and fitting for suspending chair from table. The backrest can be offered in melamin, with pattern or logo.

| | |
|----------------|-----|
| Seat height | 450 |
| Overall height | 850 |
| Width | 500 |
| Depth | 540 |
| Seat Ø | 430 |
| Weight kg | 4,1 |



841 COMMON TOO
legs in chromed steel. Seat rim of layer-glued birch. Back & seat in natural or stained birch veneer. The seat can be upholstered in fabric or leather. Accessories; trolley, linking device and fitting for suspending chair from table. The backrest can be altered in melamin, with pattern or logo.

| | |
|----------------|-----|
| Seat height | 450 |
| Overall height | 870 |
| Width | 500 |
| Depth | 540 |
| Seat ID | 430 |
| Weight kg | 4,2 |



Design: Boje Lindau
1986

HÖVDING



BBJ JAZZ, BBM MEDIUM, BBL HÖVDING

Swivel base with a stainless steel crown on a lacquered base. Seat rim in layered birch. Back in birch veneer, leather or upholstered. Seat centre in birch veneer, leather or upholstered. Back in birch veneer, perforated birch veneer or leather. Armrests can be available for projects/contract sales.

| | BBJ | BBM | BBL |
|----------------|------|------|------|
| Seat height | 445 | 445 | 445 |
| Overall height | 925 | 925 | 1195 |
| Width | 480 | 510 | 535 |
| Depth | 620 | 620 | 675 |
| Seat Ø | 480 | 480 | 480 |
| Weight | 12,5 | 12,5 | 14,0 |





S80 HANNAH

Seat of wood. Upholstery in polyether foam covered with leather or fabric.

Back of perforated birch veneer. Feet of lacquered steel. Linkable tables, height 580 Ø 350 in lacquered steel and birch veneer.

| | |
|----------------|-------|
| Seat height | 580 |
| Overall height | 450 |
| Seat width | 880 |
| Total width | 470 |
| Depth | 655 |
| Seat depth | 660 |
| Fabric | 500 |
| Width | 140cm |
| | 145cm |



G2 GATE. Bench system for public areas. The benches are available in 3 straight (GS) and 2 curved (GR) basic units. These can be linked to form rows that are straight, curved or at right angles to blend into the setting in which they are used. The benches may be fitted with backrests, and/or seats as required. Standard spacing gives a centre-to-centre seat space of 650 mm, but this spacing may be varied to accommodate more or fewer seats as desired. Benches may be anchored to the floor.

General measurements:

| | |
|---------------------------|-----|
| Seat height (Bench) | 420 |
| Seat height (incl seat) | 455 |
| Depth bench | 460 |
| Total depth incl backrest | 585 |
| Seat G2 | 390 |
| CC seats | 650 |

Gate straight, GS

| | |
|--------------------|------|
| GS 20, 2-seat unit | 1300 |
| GS 30, 3-seat unit | 1950 |
| GS 40, 4-seat unit | 2600 |

Gate round, GR

Radius 1500 mm from centre to outline.

GR 20, 2-seat unit 1/6 circle, 60°

GR 10, 1,5-seat unit 1/8 circle, 45°

Gate GR are add-on units, if GR is used as a free standing unit (not anchored to the floor) you need at least 2 x GR 20 units linked and in a shape or 3 x GR 20 units linked to form a semi-circle.

Bench-top of stove-glued solid birch, 40 mm thick. Under-frame in galvanised steel Upholstered seat covered in leather or fabric. Upholstery in rich foam fire retardant polyether. Backrest of compression-moulded birch. Backrest D21 available with upholstery.

Accessories:**Backrests:**

Round, D20

Straight, D21

Straight upholstered, D21

Gate seats:

Round upholstered, D25

Straight upholstered, D26

Gate armrests

Bench, backrests and seats can be offered in other materials and designs on request.

Order our complete gate catalogue & cd.

Wall/Bench spacer available in galvanised steel.







OBO SMALL ISLAND, OBO BIG ISLAND

Foldable bench and table. Frame in chromed steel.
As a bench, with seat in layer-glued birch, upholstered in leather or fabric.

As a table, in layer-glued birch with a surface of oak veneer or laminate. Accessories: Wall hook.

| | | |
|--------------|-------------|--------------|
| Bench | OBO bench | OBO bench |
| Seat height | 455 | 455 |
| Width | 1330 | |
| Diameter | | 1155 |
| Depth | 550 | 550 |
| Folded | 1280x838x77 | 1245x1245x77 |
| Weight kg | 11.5 | 10.3 |
| Table | 180 table | 182 table |
| Table height | 410 | 410 |
| Width | 1325 | |
| Diameter | | 1150 |
| Folded | 1280x838x77 | 1245x1245x77 |
| Weight kg | 11.5 | 10.3 |





O69 CHAIR 69
Stackable and linkable chair; legs in chromed tubular steel. Seat shell in compression moulded layer glued wood. Available in natural lacquered birch, stained birch or in walnut.
Other finishes upon request for projects.

| | |
|--------------|-----|
| Seat height | 439 |
| Total height | 797 |
| Width | 505 |
| Seat depth | 495 |
| Total depth | 550 |
| Weight | 4,2 |







O30 STING, O32 STING BENCH

Stackable and linkable chair, armchair and bench.


Seat and backrest in extruded, anodised aluminium.

Legs in stainless steel. Available with seat pad in moulded polyurethane, PUR. Can be used indoors as well as outdoors both with and without seat pad. Stacks up to 50 pcs in a Trolley. Accessories: Trolley in galvanised steel, linking device and seat pad. Alternative finish on seat and back see page 08-09.

| | O30 | O32 |
|--------------|-----|------|
| Seat height | 455 | 455 |
| Total height | 810 | 810 |
| Seat width | 400 | 1000 |
| Total width | 530 | 1130 |
| Seat depth | 400 | 400 |
| Total depth | 540 | 540 |
| Weight | 6,0 | 12,0 |



*This page shows special anodised colours.
They are available for your furnishing projects
against an extra cost.*











**NEXTEL SUEDE COATING.**

The Nexcel finish is applied after anodising the aluminium. Chairs with Nexcel finish are for indoor and outdoor use. The lacquer is climate resistant and doesn't reflect the light. Colours will not bleach in the sun, they are UV protected. The lacquer is stain resistant, easy to clean and has a sound absorbing effect. It makes the surface feel soft and warm. Seat pads in PUR are not available for chairs with Nexcel finish.



044 PEEKABOO

At a time when we're breaking down existing barriers to facilitate meetings and shared encounters, new needs soon arise. For seclusion.

Wing chair with a shell in moulded foamfelt. Inside of shell in Alcantara. Legs in chromed tubular steel. Possible to add a box with pleiglass front.

| | |
|----------------|------|
| Seat height | 374 |
| Overall height | 1210 |
| Width | 700 |
| Depth | 762 |
| Seat depth | 485 |
| Weight kg | 9,4 |



**OMO SNOOZE**

Lounge chair. Inner frame of compression-moulded veneer. Padding with ornamentation in hot-moulded foam covered with leather or fabric.

Tubular steel underframe in a chromed finish.

| | |
|----------------|------|
| Seat height | 350 |
| Overall height | 650 |
| Width | 675 |
| Depth | 500 |
| Total depth | 740 |
| Seat width | 500 |
| Weight kg | 9,0 |
| Cubic metres | 0,45 |





OTO INNOVATION C

Multi-function swivel seat. Swivel base of stainless steel or with a stainless steel column on a lacquered footplate. Inner frame of steel & wood. Upholstered seat/back/table in moulded polyurethane foam covered with fabric. Available with auto-return on request. Accessories; add on table in lacquered steel.

| | |
|----------------|------|
| Seat height | 480 |
| Overall height | 750 |
| Width | 700 |
| Depth | 650 |
| Seat width | 350 |
| Top width | 250 |
| Weight kg | 22.0 |









074 ELLE
Swivelchair with castorbase. Innerframe of steel and wood.
Moulded polyurethane upholstery covered with fabric or
leather. Swivelbase in lacquered steel.

| | |
|--------------|------|
| Seat height | 420 |
| Total height | 716 |
| Total width | 500 |
| Seat depth | 490 |
| Total depth | 790 |
| Weight | 15,0 |



S20 POLSTERGEIST

Upholstered sofa/bench. Inner frame of steel & wood. Upholstery of moulded polyurethane foam covered with leather or fabric. Runner in chromed steel. The system provides possibilities of no, one or two backrests. The backrests can also be placed in a tête à tête position.

| | bench 1/2 backrests | tête à tête | tête à tête |
|----------------|---------------------|-------------|-------------|
| Seat height | 410 | 410 | 410 |
| Overall height | 410 | 750 | 750 |
| Total width | 1980 | 1980 | 1980 |
| Depth | 480 | 690 | 930 |
| Seat depth | 450 | 500 | 500 |





Design: Fredrik Mattson
2003

FATBACK

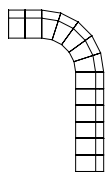
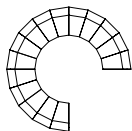
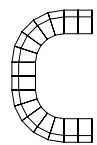


501 FATBACK

Unkiable, easy-chair/ section sofa. Innerframe of steel and wood. Molded polyurethane upholstery covered with fabric or leather. Legs in chromed steel.

| | |
|--------------|------|
| Seat height | 355 |
| Total height | 605 |
| Seat width | 600 |
| Total width | 600 |
| Seat depth | 506 |
| Total depth | 1010 |






Design: Lindau & Lindekrantz 1965

Redesign: Börge Lindau 1999

QVARTO



SIO QVARTO, LIO QVARTO TABLE

Sofa system. Each piece can be used separately or in combination. Underframe of chromed steel. Inner frame of wood. Polyether foam upholstery covered with leather or fabric. Table in cross-veneer with veneer or laminate surface. Also available with under frame of solid lacquered birch or oiled oak.

| | corner | middle | stool | corner table | low table |
|----------------|--------|--------|-------|--------------|-----------|
| Seat height | 400 | 400 | 400 | 550 | 400 |
| Overall height | 800 | 800 | 800 | 550 | 400 |
| Seat width | 770 | 660 | | | |
| Total width | 770 | 660 | 660 | 660 | 660 |
| Depth | 770 | 770 | 660 | 660 | 660 |
| Seat depth | 570 | 570 | | | |
| Fabric: | | | | | |
| Width | 140cm | 250cm | 210cm | 150cm | |





**L7 BIT**

Table frame in lacquered or chromed steel. Table top of solid stave-glued birch. Other finishes available on request.

| | | | | | |
|---------------|-----|---------|-----|----------|------|
| Table heights | 480 | 600 | 720 | 900 | 1070 |
| Foot plate Ø | 490 | | | | |
| Table Ø | 550 | 700 | 900 | | |
| Table square | | 700x700 | | 700x1400 | |

L6 BIT BASE

Table frame in lacquered or chromed steel. Table top made to customer specification on request. 3 and 4 star base available for projects/contract sales.

| | | | | | |
|---------------------|-----|-----|-----|-----|------|
| Table frame heights | 460 | 580 | 700 | 880 | 1050 |
| Foot plate Ø | 490 | | | | |
| Pillar Ø | 70 | | | | |
| 4 star base Ø | 550 | | | | |

L6 BIT BIG BASE

Table frame in lacquered or chromed steel. For bigger size tabletops. Table top made to customer specification on request.

| | |
|---------------------|-----|
| Table frame heights | 700 |
| Foot plate Ø | 700 |
| Pillar Ø | 108 |

**L32 LEVEL, L31 LEVEL BASE**

Tablebase with foot in cast aluminium, pillar in anodized extruded aluminium. Tabletop in compact laminate or according to customer's choice. Tablebase with compact laminate is suitable for indoor as well as outdoor use. L31 tablebase available without top.

| | | | | |
|-------------------|---------|-----|-----|------|
| Tableheight | 600 | 720 | 900 | 1070 |
| Tablebase height | 580 | 700 | 880 | 1050 |
| Foot size | 430x430 | | | |
| Tabletop size | 750x750 | | | |
| Tabletop diameter | 600 | 750 | 900 | |



L1
Table with pedestal & footplate in lacquered steel. Crown in stainless steel. Table rim in layer-glued birch. Table centre in glass. Other finishes available on request.

| | | | | |
|---------------|-----|-----|-----|------|
| Table heights | 590 | 710 | 890 | 1060 |
| Table top Ø | 480 | 580 | 680 | |
| Footplate Ø | 450 | | | |

**L21 SIMSALABIM**

Foldable table in solid wood, available in lacquered natural birch or oiled oak. Brass hinges.

| | | |
|----------------------|------|------|
| Table height | 715 | 715 |
| Table height, folded | 735 | 735 |
| Length | 1500 | 2044 |
| Width | 750 | 750 |
| Width folded | 375 | 375 |

L12 RULLE

Base in lacquered cast iron. Pillar in layer-gilded veneer. Tabletop made to customer specification on request.

| | | |
|--------------------|-----|-----|
| Table base heights | 580 | 700 |
| Pedestal Ø | 200 | |
| Base Ø | 570 | |



August 2005. Not a breath of wind. The sea is as calm as a millpond and the rain that the weather forecasters have predicted remains in the leaden clouds. Now and again a patch of blue sky opens up and, when the sun breaks through, the air grows warm. It's a wonderful day by the sea. And it's here, in a manner of speaking, that the whole Blå Station story began.

Blå is the Swedish word for "blue". And if "Blue Station" creates a sensation of jazzy, bluesy tones, that's not all together wrong. Börge was a big jazz fan and we still call the furniture concept on which we built our company "Oblado". That, too, can set you wondering about what really went on in Börge's head as he sat at his desk, pen in hand, designing chairs and tables. In the early days we had a small range of furnishings in premises that were far too large for us, so we helped to fill the empty spaces with a variety of peripheral events and arrangements. Blå Station has hosted art exhibitions, theatrical performances, classical music and – last but by no means least – JAZZ sessions. Today, we need every single inch of space for our production – but even so, once a year in connection with the annual Blue Birds Jazz Festival in Åhus/Kristianstad, we still arrange a performance in our fantastic premises. When you hear the acoustics you can't help wondering if the place wasn't meant for music from the very start.

BLA STATION

This is a status report in which the pictures tell their own story. About the things we're doing. About the places we're influencing. About the time we're living in.

You will find a list of fabrics and a printed colour chart at the back of our pricelist, you can also order these separately from us. Many of our furniture are available on Auto-CAD and Archi-CAD format. For reference projects, more photos and information please see or website: www.blastation.se

Photo: Erik Karlsson/Jönssons bilder,Kristianstad: all pictures in this catalogue except: Magnus Cimmerbeck page 8 & 102 , Åke E:son Lindman page 62, 84 & 98, Paul Ott page 44, Bezone page 45 & 46, Joakim Persson page 59 & 90, Jan Haug page 10, Natasa Jovic page 64, Gösta Wendelius page 66, Johan Kalén page 97, Max Plunger page 82, Proform page 24, Jaro Hollan Page 20.

Graphic Production: Formera. Print & Repro: AB Laholms Lito.